



DS81xx Technical Accessory Guide



NOTE: This document is only for general reference. Solution Builder and related PMBs should be used for product availability, pricing, and final solution selection.

* Zebra does not endorse or specifically recommend any **third-party products, accessories, or hardware**. ZEBRA DISCLAIMS ANY AND ALL LIABILITY, INCLUDING ANY EXPRESS OR IMPLIED WARRANTIES, WHETHER ORAL OR WRITTEN, FOR SUCH THIRD PARTY PRODUCTS, ACCESSORIES, OR HARDWARE. THE CUSTOMER ACKNOWLEDGES THAT NO REPRESENTATION HAS BEEN MADE BY ZEBRA AS TO THE FITNESS OF THE THIRD-PARTY PRODUCTS, ACCESSORIES, OR HARDWARE FOR THE CUSTOMER'S INTENDED PURPOSE.

Cradles

Part Number	Picture	Description	Notes	Required Items
CR8178-SC100F4WW		Standard Charging/Communication Cradle - Black	<ul style="list-style-type: none"> Provides radio and charging capabilities Up to 8 scanners can be paired per cradle. Certified at FIPS 140-2 Level 1 - uses 128 or 256 bit AES encryption between cradle and scanner. 	Host communication cable and possibly a power supply depending on the host cable type.
CR8178-SC100FBWW		Standard Charging/Communication Cradle - Healthcare White	<ul style="list-style-type: none"> Provides radio and charging capabilities Up to 8 scanners can be paired per cradle. Certified at FIPS 140-2 Level 1 - uses 128 or 256 bit AES encryption between cradle and scanner. 	Host communication cable and possibly a power supply depending on the host cable type.
CR8178-PC100F4WW		Presentation Charging/Communication Cradle - Black	<ul style="list-style-type: none"> Provides radio and charging capabilities Up to 8 scanners can be paired per cradle. Certified at FIPS 140-2 Level 1 - uses 128 or 256 bit AES encryption between cradle and scanner. 	Host communication cable and possibly a power supply depending on the host cable type.
CR8178-PCM00FBWW		Presentation Charging/Communication Cradle - Healthcare White	<ul style="list-style-type: none"> Provides radio and charging capabilities Up to 8 scanners can be paired per cradle. Certified at FIPS 140-2 Level 1 - uses 128 or 256 bit AES encryption between cradle and scanner. 	Host communication cable and possibly a power supply depending on the host cable type.










Communication Cables

Zebra associates and partners can also see Zebra's Universal Cable Guide at:












https://partnerportal.zebra.com/PartnerPortal/product_services/downloads_z/barcode_scanners/Universal-Cable-Guide-Bar-Code-Scanners.xlsx






Standard USB Cables

Part Number	Picture	Description	Notes	Required Items
CBA-U21-S07ZBR		USB Cable: Series A Connector, 7ft. Straight	<ul style="list-style-type: none"> DS8100 series is NOT compatible with Rev A cable - CBA-U21-S07ZAR. Must use Rev B cable - CBA-U21-S07ZBR Will charge battery in 9 or 13 hours depending on the type of cradle used. 	


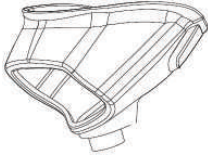
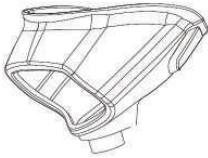
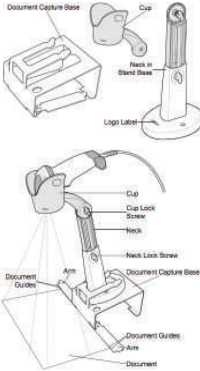

CBA-U46-S07ZAR		Shielded USB Cable: Series A Connector, 7ft. Straight	<ul style="list-style-type: none"> •Cable rated for 1.2A current •If host provides 1.2A current, will charge battery in about 3 hours. Otherwise battery will charge in about 8.5 to 11.5 hours depending on type of cradle being used. 	
CBA-U42-S07PAR		Shielded USB Cable: Series A Connector, 7ft. Straight - Powered	<ul style="list-style-type: none"> •if using power from Host, will charge scanner in about 8.5 or 12 hours depending on type of cradle being used. •External power supply will charge scanner battery in about 2.8 hours. 	For faster charging use 12V external Power Supply (PWR-BGA12V50W0WW), DC Line Cord (CBL-DC-375A1-01), and AC Line Cord (23844-00-00R)
CBA-U47-S15ZAR		Shielded USB Cable: Series A Connector, 15ft. Straight	<ul style="list-style-type: none"> •Cable rated for 1.2A current •If host provides 1.2A current, will charge battery in about 3 hours. Otherwise battery will charge in about 8.5 to 12 hours depending on type of cradle being used. 	
CBA-U30-S15ZBR		USB Cable: Series A Connector, 15ft. Straight	<ul style="list-style-type: none"> •has heavier gauge wire vs. CBA-U30-S15ZAR, can support 5V and 12V power, scanner dependent 	
CBA-U44-S15PAR		Shielded USB Cable: Series A Connector, 15ft. Straight - Powered	<ul style="list-style-type: none"> •if using power from Host, will charge scanner in about 8.5 or 12 hours depending on type of cradle being used. •External power supply will charge scanner battery in about 2.8 hours. 	For faster charging use 12V external Power Supply (PWR-BGA12V50W0WW), DC Line Cord (CBL-DC-375A1-01), and AC Line Cord (23844-00-00R)
IBM POS USB Cables				
Part Number	Picture	Description	Notes	Required Items
CBA-U43-S07ZAR		USB Cable: Power Plus Connector, 7ft. Straight		
CBA-U23-S07ZBR		USB Cable: Power Plus Connector, 7ft. Straight, 12V	<ul style="list-style-type: none"> •Has heavier gauge wire vs. CBA-U23-S07ZAR, can support 5V or 12V power, scanner dependent. 	
CBA-U45-S15ZAR		USB Cable: Power Plus Connector, 15ft. Straight		
CBA-U35-S15ZBR		USB Cable: Power Plus Connector, 15ft. Straight	<ul style="list-style-type: none"> •Has heavier gauge wire vs. CBA-U35-S15ZAR, can support 5V or 12V power, scanner dependent 	
RS232 Cables				











Part Number	Picture	Description	Notes	Required Items
CBA-R01-S07PBR		RS232 Cable:STD-DB9 Female, TxD on 2, 7ft. Straight	<ul style="list-style-type: none"> Includes improved TTL current limit protection circuitry vs. CBA-R01-S07PAR. Will charge battery in 4.5 to 5 hours depending on the type of cradle used. 	Requires 5V external Power Supply (PWR-WUA5V4W0US or equivalent country specific model)
CBA-R01-S07PAR		RS232 Cable:STD-DB9 Female, TxD on 2, 7ft. Straight	<ul style="list-style-type: none"> To be discontinued 2/2019, now use CBA-R01-S07PBR - see PMB 10044. Will charge battery in 4.5 to 5 hours depending on the type of cradle used. 	Requires 5V external Power Supply (PWR-WUA5V4W0US or equivalent country specific model)
CBA-R07-S07PAR		RS232 Cable:STD-DB9 Female, TxD on 2, 7ft. Straight	<ul style="list-style-type: none"> Will charge battery in about 2.8 hours 	Requires 12V external Power Supply (PWR-BGA12V50W0WW), DC Line Cord (CBL-DC-375A1-01), and AC Line Cord (23844-00-00R)
CBA-R02-C09PAR		RS232 Cable:STD-DB9 Female, TxD on 2, 9ft. Coiled		Requires 5V external Power Supply (PWR-WUA5V4W0US or equivalent country specific model)
CBA-R71-C09ZAR		RS232 Cable:STD-DB9 Female, 9ft. Coiled, TxD on 2, PWR Pin 9	<ul style="list-style-type: none"> This cable is recommended for use with the VC80, VH10, 8585/8595, and 8515. 	
CBA-R03-C12PAR		RS232 Cable:STD-DB9 Female, TxD on 2, 12ft. Coiled		Requires 5V external Power Supply (PWR-WUA5V4W0US or equivalent country specific model)
CBA-R21-S15PAR		RS232 Cable:STD-DB9 Female, TxD on 2, 15ft. Straight	<ul style="list-style-type: none"> Will charge battery in about 2.8 hours 	Requires 12V external Power Supply (PWR-BGA12V50W0WW), DC Line Cord (CBL-DC-375A1-01), and AC Line Cord (23844-00-00R)
CBA-R06-C20PAR		RS232 Cable:STD-DB9 Female, TxD on 2, 20ft. Coiled	<ul style="list-style-type: none"> Will charge battery in 5 to 6 hours depending on the type of cradle used. 	Requires 5V external Power Supply (PWR-WUA5V4W0US or equivalent country specific model)
CBA-R46-C09ZBR		RS232 Cable: True Cvtr, DB9 Female, Pwr Pin 9, TxD on 2, 9ft. Coiled	<ul style="list-style-type: none"> Cable provides $\pm 12V$ signaling (RS232C) needed by some older PLC's which may not support TTL signalling 	
CBA-R37-C09ZAR		RS232 Cable: STD-DB9 Female, PWR Pin 9, 9ft coiled)	<ul style="list-style-type: none"> This cable can be used with the VC70 Includes improved strain relief design 	
CBA-R73-C09ZAR		RS232 Cable: True Cvtr, DB9 Male, Pwr Pin 9, TxD on 2, 9ft. Coiled	<ul style="list-style-type: none"> Cable provides $\pm 12V$ signaling (RS232C) needed by some older PLC's which may not support TTL signalling 	
CBA-R32-S07PAR		RS232 Cable: True Cvtr, DB9 Female, TxD on 2, 7ft. Straight	<ul style="list-style-type: none"> Cable provides $\pm 12V$ signaling (RS232C) needed by some older PLC's which may not support TTL signalling 	Requires 5V external Power Supply (PWR-WUA5V4W0US or equivalent country specific model)
Siemens Nixdorf Beetle POS Terminal RS232 Cables				
Part Number	Picture	Description	Notes	Required Items













CBA-R08-S07ZBR		RS232 Cable: Nixdorf Beetle-5V Direct Power Cable 7ft. Straight	*Includes improved TTL current limit protection circuitry vs. CBA-R08-S07ZAR	
CBA-R08-S07ZAR		RS232 Cable: Nixdorf Beetle-5V Direct Power Cable 7ft. Straight	*To be discontinued 2/2019, now use CBA-R08-S07ZBR - see PMB 10044	
CBA-R09-C09ZAR		RS232 Cable: Nixdorf Beetle-5V Direct Power Cable 9ft. Coiled		
CBA-R10-S07ZBR		RS232 Cable: Nixdorf Beetle-12V Direct Power, 7ft. Straight	*Includes improved TTL current limit protection circuitry vs. CBA-R10-S07ZAR	
CBA-R10-S07ZAR		RS232 Cable: Nixdorf Beetle-12V Direct Power, 7ft. Straight	*To be discontinued 2/2019, now use CBA-R10-S07ZBR - see PMB 10044	
CBA-R41-S12ZAR		RS232 Cable: Nixdorf Beetle-12V Direct Power, 12ft. Straight		
CBA-R12-C12ZAR		RS232 Cable: Nixdorf Beetle-12V Direct Power, 12ft. Coiled		
CBA-R14-C20ZAR		RS232 Cable: Nixdorf Beetle, 20ft. Coiled		
CBA-R43-C20ZAR		RS232 Cable: Nixdorf Beetle, DB25, 20ft. Coiled		
CBA-R13-S09EAR		RS232 Cable: Nixdorf Beetle-12V Direct Power, 7ft. Straight., with EAS	Integrates with Checkpoint EAS security tag system	
Other POS Terminal RS232 Cables				
Part Number	Picture	Description	Notes	Required Items
CBA-R23-S07ZBR		RS232 Cable: Fujitsu Team POS 500 ICL , 7ft straight	*Includes improved TTL current limit protection circuitry vs. CBA-R23-S07ZAR	
CBA-R23-S07ZAR		RS232 Cable: Fujitsu Team POS 500 ICL , 7ft straight	*To be discontinued 2/2019, now use CBA-R23-S07ZBR - see PMB 10044	
CBA-R22-C09ZAR		RS232 Cable: Fujitsu Team POS 500 ICL, 9ft coiled	Discontinued 12/2015 - PMB 2724	
CBA-R24-C20ZAR		RS232 Cable: Fujitsu Team POS 500 ICL, 20ft Coiled		
CBA-R27-S07ZAR		RS232 Cable: NCR7432 DYNKEY, 7ft. Straight	*To be discontinued 2/2019 - see PMB 10043	

CBA-R31-C09ZAR		CBL:RS232 (NCR7448) 9FT,CLD		
CBA-R47-C09ZAR		CBL:RS232 (NCR AUX PORT) 9FT, CLD		
25-32465-26		RS232 Cable: PSC Magellan scanner Auxiliary Port, 6ft Coiled		
CBA-R28-C09ZAR		RS232 Cable: Verifone Ruby, 9ft, Coiled		
Keyboard Wedge Cables				
Part Number	Picture	Description	Notes	Required Items
CBA-K61-S07PAR		Keyboard Wedge Cable: PS/2, Host Auto-Detect, Power Port, 7ft. Straight	<ul style="list-style-type: none"> *Host will provide enough power on PS2 port for Standard Charging/ Communication Cradle and will charge scanner in about 16.5 hours. - Zebra recommends using an external power supply to protect the host's PS2 port. *Cable is not compatible with Presentation Charging/Communication Cradle - does not supply enough power. *Supports host auto-detect so configuration barcode is not needed to put device into Keyboard Wedge mode. 	
CBA-K62-C09PAR		Keyboard Wedge Cable: PS/2, Host Auto-Detect, Power Port, 9ft. Coiled	<ul style="list-style-type: none"> *Host will provide enough power on PS2 port for Standard Charging/ Communication Cradle and will charge scanner in about 16.8 hours. - Zebra recommends using an external power supply to protect the host's PS2 port. *Cable is not compatible with Presentation Charging/Communication Cradle - does not supply enough power. *Supports host auto-detect so configuration barcode is not needed to put device into Keyboard Wedge mode. 	
CBA-K63-S07PAR		Keyboard Wedge Cable: PS/2, Power Port, 7ft. Straight - Powered	<ul style="list-style-type: none"> *Host will provide enough power on PS2 port for Standard Charging/ Communication Cradle and will charge scanner in about 16.8 hours. - Zebra recommends using an external power supply to protect the host's PS2 port. *External power supply is required when using with Presentation Charging/ Communication Cradle or if faster charging is needed when using Standard Charging/ Communication Cradle. Will charge scanner battery in about 2.8 hours. *Supports host auto-detect so configuration barcode is not needed to put device into Keyboard Wedge mode. 	Requires 12V external Power Supply (PWR-BGA12V50W0WW), DC Line Cord (CBL-DC-375A1-01), and AC Line Cord (23844-00-00R) under the following conditions: 1. if using Presentation Charging/Communication Cradle OR 2. If faster battery charging is needed when using Standard Charging/ Communication Cradle
IBM 468x/469x POS Cables				
Part Number	Picture	Description	Notes	Required Items
CBA-M64-S07ZAR		IBM 468x/9x, Port 5B Cable, 7ft. Straight	<ul style="list-style-type: none"> *Port 5B connection provides 5V power and will charge scanner in about 4 hours. *Supports host auto-detect so configuration barcode is not needed to put device into IBM Host mode. 	
CBA-M61-S07ZAR		IBM 468x/9x, Port 9B Cable, 7ft. Straight	<ul style="list-style-type: none"> *Port 5B connection provides 5V power and will charge scanner in about 4 hours. *Supports host auto-detect so configuration barcode is not needed to put device into IBM Host mode. 	

CBA-M65-S07ZAR		IBM 468x/9x, Port 9B Cable, 7ft. Straight	<ul style="list-style-type: none"> Port 9B connection provides 12V power and will charge scanner in about 3 hours. Supports host auto-detect so configuration barcode is not needed to put device into IBM Host mode. 	
CBA-M66-S15ZAR		IBM 468x/9x, Port 9B Cable, 15ft. Straight	<ul style="list-style-type: none"> Port 9B connection provides 12V power and will charge scanner in about 3 hours. Supports host auto-detect so configuration barcode is not needed to put device into IBM Host mode. 	
Scanner Emulation Cables (Not supported by DS81xx)				
Wand Cables (Not supported by DS81xx)				
Synapse Adapter Cables (Not supported by DS81xx)				
Terminal Specific Cables				
P1031365-057		Scanner to QLn/ZQ6 Series Printer Cable	<ul style="list-style-type: none"> Allows scanner to be directly connected to serial port on QLn or ZQ6 series printers. Serial port on printer will power the scanner 41" long when extended 	
CBA-A51-S16ZAR		Auxillary Scanner Cable to MP6000/MP7000, RS232 Serial	<ul style="list-style-type: none"> Allows handheld scanners to be used with MP6000/MP7000 for scanning heavy/awkward items. 5 meter length RS232 serial connection to scanner Connects to AUX2 port on MP6000/MP7000 Provides power to corded scanners NOTE: MP6000/MP7000 supports maximum of 2 auxillary scanners. 	NOTE: If cradle is used with a cordless scanner, it must be powered using an external power supply.
Misc				
Part Number	Picture	Description	Notes	Required Items
STND-GS00UNC-04		Universal Gooseneck Intellistand (Black color)	<ul style="list-style-type: none"> Expected to be released June 2017 Stand is compatible with LS2208, LI2208, LS4208, DS4208, DS4308, DS2208, DS8108 Stand has scanner trigger magnets in both nose and base. Not compatible with DS8178 	
20-71043-04R		Gooseneck Intellistand (Black color)	<ul style="list-style-type: none"> Stand is compatible with DS4308, DS2208, and DS8108 Not compatible with DS8178 	



20-66483-02R		Intellistand	*Not compatible with DS8178	
21-71043-04R		Cup Holder (Black color)	*Cup has magnet to put scanner into presentation mode. *Allows scanner to be mounted in a fixture or other equipment.	
21-71043-0BR		Cup Holder (Healthcare White color)	*Cup has magnet to put scanner into presentation mode. *Allows scanner to be mounted in a fixture or other equipment.	
STND-DC0081C-04		Document Capture Stand for DS8108	*Allows easy capturing of full page A4 or letter size documents. *Includes Document Capture Base (STND-DC0081C-04) and Intellistand (20-66483-02R)	
STND-DC0081W-04		Document Capture Stand for DS8178 w/Presentation Cradle	*Allows easy capturing of full page A4 or letter size documents.	

FAST-PC0081W-Q1 (one set of 4) FAST-PC0081W-25 (25 sets of 4)		Adhesive Fastening Straps for Cradles	<ul style="list-style-type: none"> Set of four adhesive backed hook fastening strips used to adhere one CR8178-SC or CR8178-PC charging communication cradle to a surface. Allows easy insertion and removal of scanner from the cradle. 	
78-51717 (3rd party) * http://www.otterbox.com		Scanner Sled holder for consumer devices	<ul style="list-style-type: none"> Allows consumer devices supported by Otterbox uniVERSE case system to be mounted on top of DS8178. DS8178 holder attaches to top of DS8178 with double sided tape. 	<ul style="list-style-type: none"> Requires Otterbox uniVERSE case for consumer device which attaches to the DS8178 holder - see http://www.otterbox.com
Power Supplies/Power Cords				
Part Number	Picture	Description	Notes	Required Items
CBL-DC-375A1-01		DC Power Cord	<ul style="list-style-type: none"> Used along with Power Supply PWR-BGA12V50W0WW. Cable length is 1.5 meters 	
PWR-BGA12V50W0WW		Power Supply	<ul style="list-style-type: none"> 100-240 VAC, 12V, 4.16A, 50W Provides US DOE Level VI compliance for power efficiency. Replaces PWR-14000-148R 	DC Line Cord (CBL-DC-375A1-01) and AC Line Cord (23844-00-00R)
PWR-WUA5V6W0WW		USB Power Supply	<ul style="list-style-type: none"> Can be used to power cradles to create a "charge-only" cradle solution for customers wanting to pair DS8178 directly to host. Includes four international plugs for use in US, UK, EU, and AU. Additional plugs can be purchased separately for other countries. 5.2V, 1.2A, 6W output Provides US DOE Level VI compliance for power efficiency 	Standard or Presentation Cradle AND USB Cable (CBA-U21-S07ZBR)
CN-000803-01		<u>Spare/Replacement</u> USB Power Supply AC Clip for Australia (AUS)	<ul style="list-style-type: none"> This AC Clip is normally included with PWR-WUA5V6W0WW 2 pin Australia plug 	USB Power Supply (PWR-WUA5V6W0WW)
CN-000803-02		USB Power Supply AC Clip for Argentina (ARG)		USB Power Supply (PWR-WUA5V6W0WW)
CN-000803-03		USB Power Supply AC Clip for Korea (KOR)		USB Power Supply (PWR-WUA5V6W0WW)
CN-000803-04		<u>Spare/Replacement</u> USB Power Supply AC Clip for US (US)	<ul style="list-style-type: none"> This AC Clip is normally included with PWR-WUA5V6W0WW 2 pin US plug 	USB Power Supply (PWR-WUA5V6W0WW)
CN-000803-05		<u>Spare/Replacement</u> USB Power Supply AC Clip for Europe (EU)	<ul style="list-style-type: none"> This AC Clip is normally included with PWR-WUA5V6W0WW 	USB Power Supply (PWR-WUA5V6W0WW)

CN-000803-06		Spare/Replacement USB Power Supply AC Clip for UK (UK)	*This AC Clip is normally included with PWR-WUA5V6W0WW	USB Power Supply (PWR-WUA5V6W0WW)
CN-000803-07		USB Power Supply AC Clip for China (CHN)	*straight pins China plug	USB Power Supply (PWR-WUA5V6W0WW)
CN-000803-08		USB Power Supply AC Clip for Brazil (BRA)	*2 pin Brazil plug	USB Power Supply (PWR-WUA5V6W0WW)
CN-000803-09		USB Power Supply AC Clip for India (IND)		USB Power Supply (PWR-WUA5V6W0WW)
PWR-WUA5V4W0US		Power Supply (US)	<ul style="list-style-type: none"> *Used when connecting communication cables labeled above as "Requires external power supply". *For use in US, CA, MX, JP, TW. *5.2V, 1.1A, 5.7W *Provides US DOE Level VI compliance for power efficiency. *Replaces PWRS-14000-253R 	
PWR-WUA5V4W0IN		Power Supply (India)	<ul style="list-style-type: none"> *Used when connecting communication cables labeled above as "Requires external power supply". *For use in India. *5.2V, 1.1A, 5.7W *Provides US DOE Level VI compliance for power efficiency. *Replaces PWRS-14000-254R 	
PWR-WUA5V4W0BR		Power Supply (Brazil)	<ul style="list-style-type: none"> *Used when connecting communication cables labeled above as "Requires external power supply". *For use in Brazil. *5.2V, 1.1A, 5.7W *Provides US DOE Level VI compliance for power efficiency. *Replaces PWRS-14000-255R 	
PWR-WUA5V4W0EU		Power Supply (EU and UK)	<ul style="list-style-type: none"> *Used when connecting communication cables labeled above as "Requires external power supply". *For use in EU and UK. *5.2V, 1.1A, 5.7W *Provides US DOE Level VI compliance for power efficiency. *Replaces PWRS-14000-256R 	
PWR-WUA5V4W0CN		Power Supply (China)	<ul style="list-style-type: none"> *Used when connecting communication cables labeled above as "Requires external power supply". *For use in China. *5.2V, 1.1A, 5.7W *Provides US DOE Level VI compliance for power efficiency. *Replaces PWRS-14000-257R 	
PWR-WUA5V4W0AU		Power Supply (Australia)	<ul style="list-style-type: none"> *Used when connecting communication cables labeled above as "Requires external power supply". *For use in Australia. *5.2V, 1.1A, 5.7W *Provides US DOE Level VI compliance for power efficiency. *Replaces PWRS-14000-258R 	
PWRS-14000-058R		Power Supply (Universal)	<ul style="list-style-type: none"> *100-250 VAC, 5.2VDC, 2A *Energy Star Compliant *Can be used as alternative to PWRS-14000-25xR power supplies. 	23844-00-00
23844-00-00R		AC Line Cord		

Batteries

Part Number	Picture	Description	Notes	Required Items
-------------	---------	-------------	-------	----------------

<p>BTRY-DS81EAB0E-00</p> <p>BTRY-DS81EAB0E-00K (India & South Korea only)</p>		<p>DS8178 Spare Battery with PowerPrecision+ (2500 mAh)</p> 	<ul style="list-style-type: none"> ▸Designed, manufactured & tested to meet rigorous controls & standards ▸Premium-grade cells with higher capacity & longer life cycle ▸Designed to help prevent overcharging & electrical shock ▸Information available: <ul style="list-style-type: none"> - Battery Asset Information + Manufacture Date of Battery + Serial Number of Battery + Model Number of Battery + Firmware Version of Battery + Design Capacity - Battery Life Statistics + State of Health Meter + Charge Cycles Consumed - Battery Status (at Time of Poll) + State of Charge + Remaining Capacity + Charge Status + Remaining Time to Complete Charging + Battery Voltage / Current - Battery Temperature + Present/Highest/Lowest 	
---	---	---	---	--